

PENDANT BASE 32 PORCELAIN ENAMEL 60" x 32" x 4" SHOWER BASE



2714 RH Drain, Slip-Resistant
2715 LH Drain, Slip-Resistant

DESCRIPTION:

Pendant Base 32 is a 60" x 32" x 4" porcelain enamel steel shower base 2" wider than the standard Pendant Base, designed for new installations and remodel applications where an easy-access shower solution with roomier width is desired. Briggs Pendant Base 32 is a step above plastic/composite competitors, inviting quality upgrades to residential, hospitality and commercial (hotel, motel and multi-housing) applications. Pendant Base 32 is constructed of one-piece heavy gauge seamless steel with an acid-resistant, high gloss, sanitary, and stain-resistant porcelain enamel finish. Pendant Base 32 has the same length as a typical industry-standard 5' bathtub, is a roomier 2" wider, shares a similar drain-hole location (for easier remodel plumbing), weighs only 50 lbs., and is very easy to install - "just set it and level it". The full length support pad provides added strength for better durability, flat base for ease of installation, and noise absorbing capabilities for a luxurious peaceful shower. This product is compatible or complies with ASME A112.19.1/CSA B45.2 (Standard for Enameled Steel Plumbing Fixtures), ADA (American Disabilities Act), ASTM F 462 (Safety Specification for Slip Resistant Bathing Facilities), WW-P 541 (U.S. Military Federal Specification), HUD-FHA-VA, LEED, and the Buy American Act, as applicable when installed accordingly. Available in white, bone and biscuit colors, with a right or left hand drain. Made in The USA.

Weight: 50 lbs



PENDANT BASE 32 PORCELAIN ENAMEL 60" x 32" x 4" SHOWER BASE

Pendant Base 32 5' Shower Base

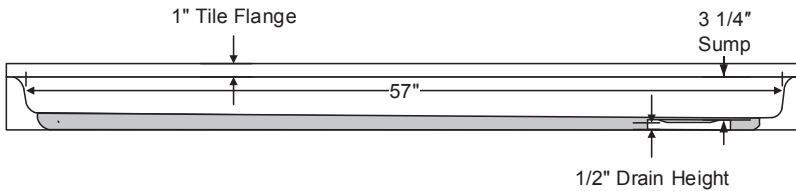
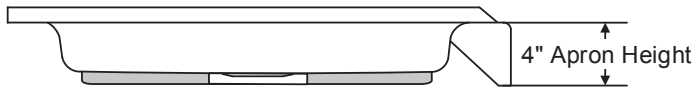
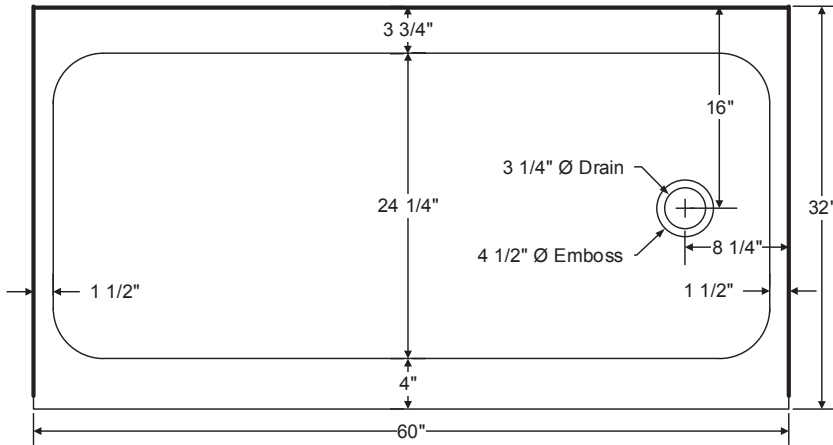
60" x 32" x 4"

Weight: 50 lbs

Standard Outlet

2714 RH Drain, slip-resistant

2715 LH Drain, slip-resistant



Complies with:

All fixtures are compatible or comply with ANSI, ASME, CSA, WW-P 541, HUD-FHA-VA, LEED and the "Buy America Act" where applicable when installed accordingly.

Standard Features:

Full length sound deadening pad
Slip resistant bottom
Set it and level it

Made in the USA

All Dimensions +/- 1/8" unless otherwise noted. Dimensions shown are for reference.

Actual dimensions may vary slightly and should be checked prior to installation



812.423.5401 | www.briggsbath.com